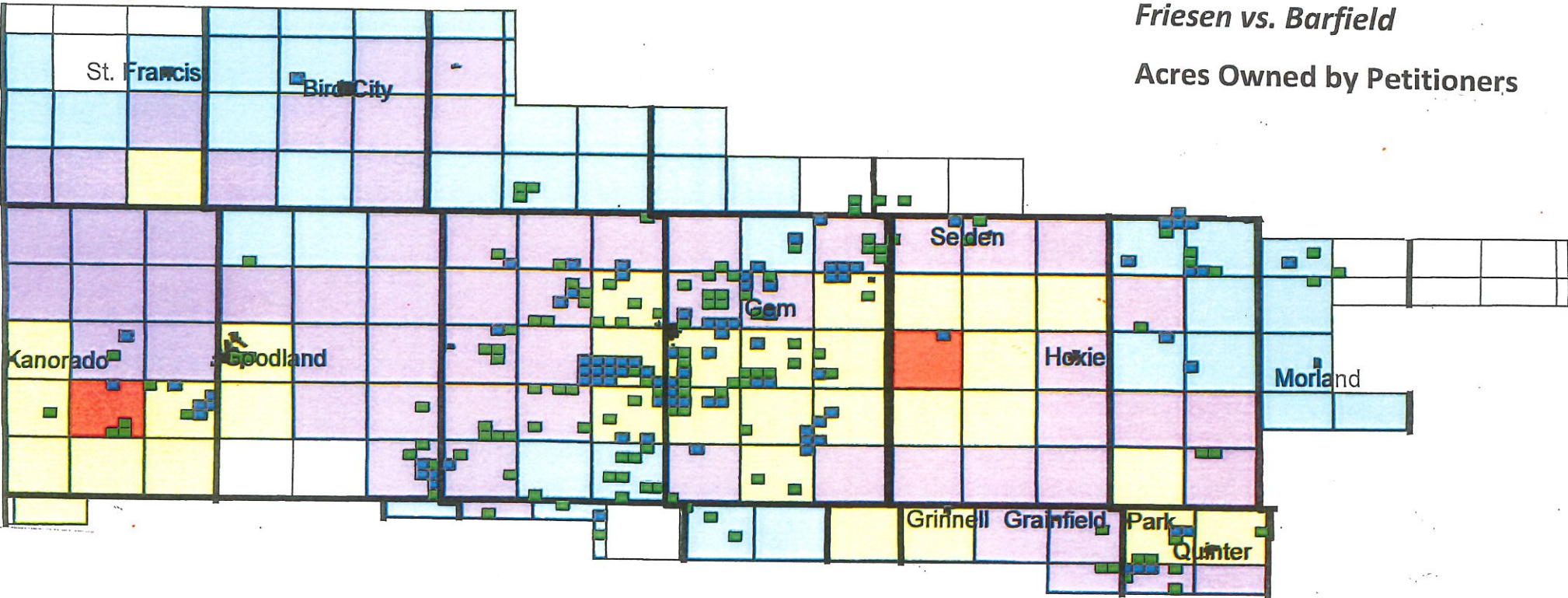








# GMD 4

*Friesen vs. Barfield*  
Acres Owned by Petitioners



-  Townships with 2%+ Average Annual Decline in 2004-2015
-  Townships with 1-2% Average Annual Decline in 2004-2015
-  Townships with 0.5 - 1% Average Annual Decline in 2004-2015 (18 inch max restriction)
-  Townships with 0-.5% Average Annual Decline in 2004-2015
-  Petitioner Dryland Acres
-  Petitioner Irrigated Acres