

BOARD OF VETERINARY EXAMINERS

FY 2022 – FY 2025 BUDGET ANALYSIS

FIGURE 1
BUDGET OVERVIEW, FY 2022 – FY 2025

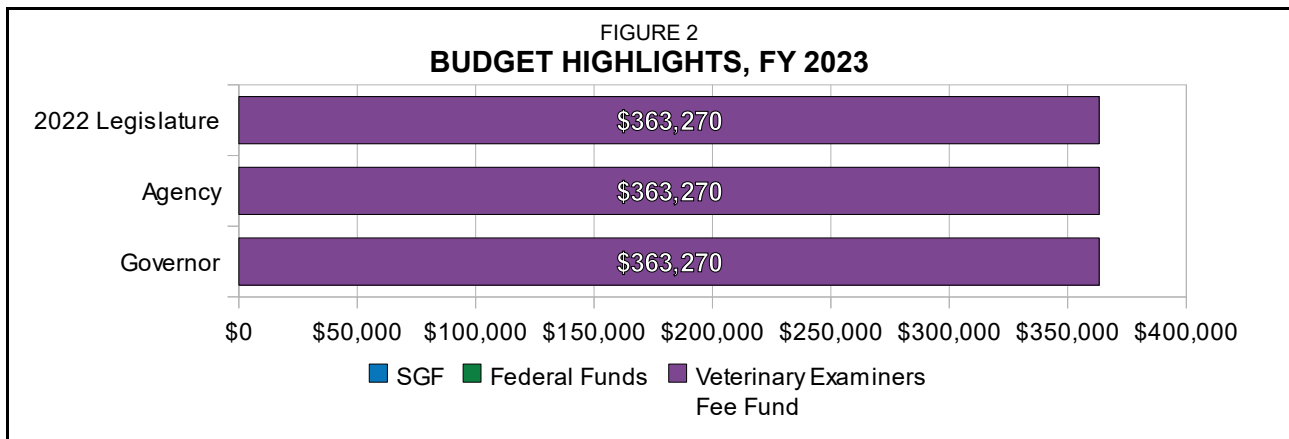
	Actual FY 2022	Agency FY 2023	Governor FY 2023	Agency FY 2024	Governor FY 2024	Agency FY 2025	Governor FY 2025
Operating Expenditures:							
State General Fund	\$ -	\$ -	\$ -	\$ -	\$ -	\$ -	\$ -
Federal Funds	-	-	-	-	-	-	-
All Other Funds	348,453	363,270	363,270	368,512	368,512	373,203	373,203
<i>Subtotal</i>	<u>\$ 348,453</u>	<u>\$ 363,270</u>	<u>\$ 363,270</u>	<u>\$ 368,512</u>	<u>\$ 368,512</u>	<u>\$ 373,203</u>	<u>\$ 373,203</u>
Capital Improvements:							
State General Fund	\$ -	\$ -	\$ -	\$ -	\$ -	\$ -	\$ -
Federal Funds	-	-	-	-	-	-	-
All Other Funds	-	-	-	-	-	-	-
<i>Subtotal</i>	<u>\$ -</u>	<u>\$ -</u>	<u>\$ -</u>	<u>\$ -</u>	<u>\$ -</u>	<u>\$ -</u>	<u>\$ -</u>
TOTAL	<u>\$ 348,453</u>	<u>\$ 363,270</u>	<u>\$ 363,270</u>	<u>\$ 368,512</u>	<u>\$ 368,512</u>	<u>\$ 373,203</u>	<u>\$ 373,203</u>
Percentage Change:							
State General Fund	-- %	-- %	-- %	-- %	-- %	-- %	-- %
All Funds	4.5 %	4.3 %	-- %	1.4 %	-- %	1.3 %	-- %
FTE Positions	3.8	3.8	3.8	3.8	3.8	3.8	3.8

For purposes of this analysis, full-time equivalent (FTE) positions include non-FTE permanent unclassified positions but continue to exclude temporary employees. FTE positions reflect permanent state positions equating to a 40-hour work week.

The Board of Veterinary Examiners was established in 1907 for the purpose of protecting the public health and safety by ensuring, through examination and registration, a minimum standard of skill and ability in veterinarians practicing in Kansas. The Board is also responsible for the examination and registration of veterinary technicians. In addition, the Board registers and inspects veterinary premises. The Board investigate complaints by consumers against practicing veterinarians along with allegations of unethical practice and cases of intentional or unknowing infringement on the laws governing the practice of veterinary medicine.

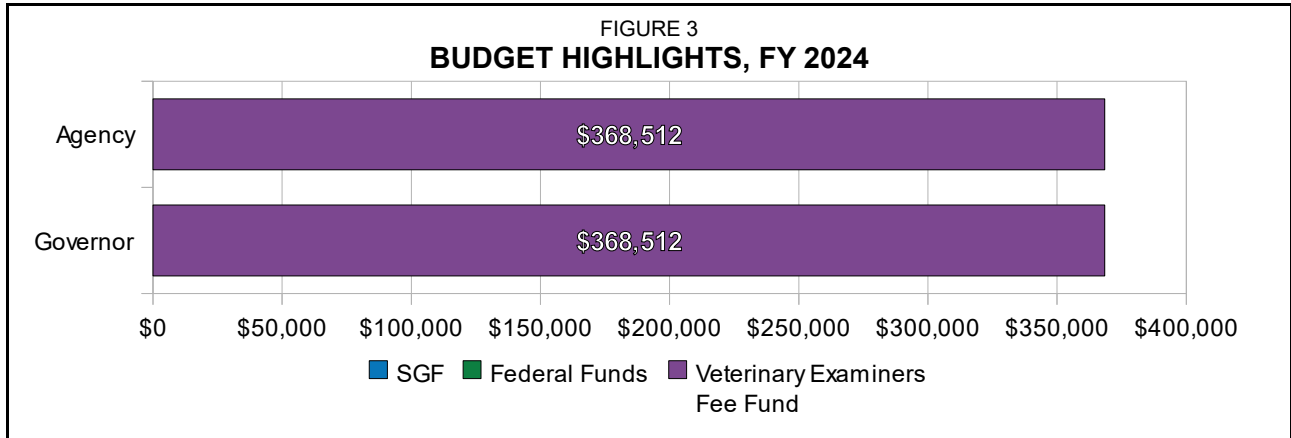
EXECUTIVE SUMMARY

The 2022 Legislature approved a budget of \$363,270, all from the Veterinary Examiners Fee Fund, for the Board of Veterinary Examiners for FY 2023.



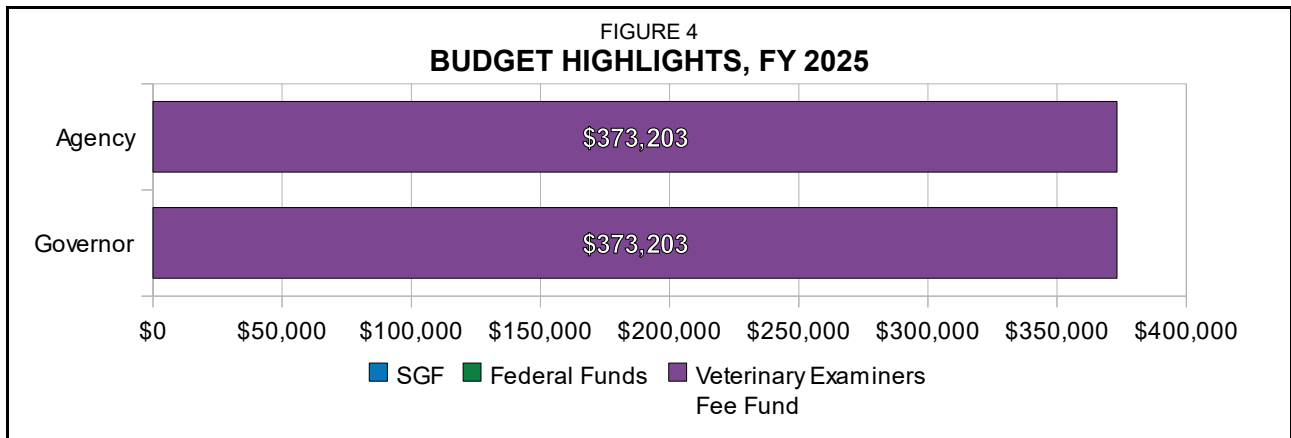
The **agency** estimates revised FY 2023 expenditures of \$363,270, all from the Veterinary Examiners Fee Fund. This is equal to the budget approved by the 2022 Legislature.

The **Governor** concurs with the agency's FY 2023 revised estimate.



The **agency** requests FY 2024 expenditures of \$368,512, all from the Veterinary Examiners Fee Fund. This is an increase of \$5,242, or 1.4 percent, above the FY 2023 revised estimate. This increase is primarily due to increased employer contributions for fringe benefits such as group health insurance.

The **Governor** concurs with the agency's FY 2024 request.



The **agency** requests \$373,203, all from the Veterinary Examiners Fee Fund, for FY 2025. This is an increase of \$4,691, or 1.3 percent, above the FY 2024 request. This increase is primarily due to estimated increases in rents and attorney costs.

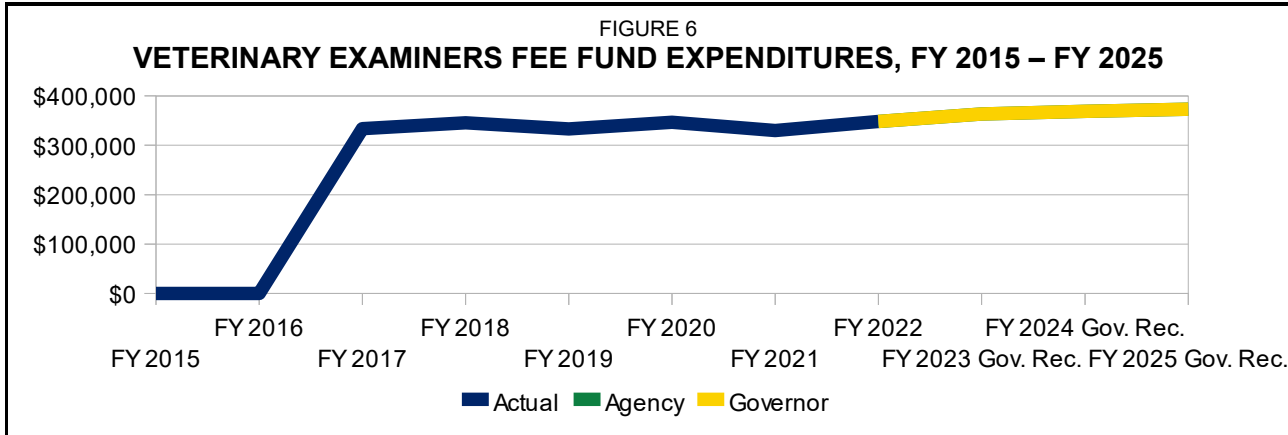
The **Governor** concurs with the agency's FY 2025 request.

EXPENDITURES AND FINANCING

FIGURE 5
BUDGET SUMMARY BY CATEGORY OF EXPENDITURE, FY 2022 – FY 2025

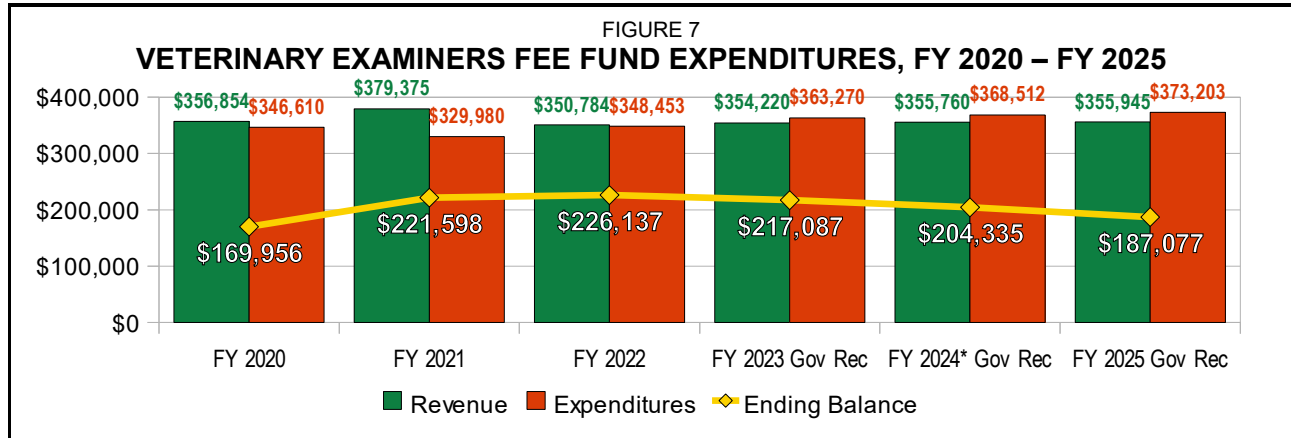
Category of Expenditure:	Actual FY 2022	Agency FY 2023	Governor FY 2023	Agency FY 2024	Governor FY 2024	Agency FY 2025	Governor FY 2025
Salaries and Wages	\$ 276,179	\$ 288,977	\$ 288,977	\$ 291,827	\$ 291,827	\$ 292,188	\$ 292,188
Contractual Services	67,094	68,743	68,743	70,460	70,460	74,625	74,625
Commodities	4,826	4,950	4,950	5,575	5,575	5,700	5,700
Capital Outlay	354	600	600	650	650	690	690
Debt Service Interest	-	-	-	-	-	-	-
<i>Subtotal</i>	<u>\$ 348,453</u>	<u>\$ 363,270</u>	<u>\$ 363,270</u>	<u>\$ 368,512</u>	<u>\$ 368,512</u>	<u>\$ 373,203</u>	<u>\$ 373,203</u>
Aid to Local Units	-	-	-	-	-	-	-
Other Assistance	-	-	-	-	-	-	-
<i>Subtotal—Operating</i>	<u>\$ 348,453</u>	<u>\$ 363,270</u>	<u>\$ 363,270</u>	<u>\$ 368,512</u>	<u>\$ 368,512</u>	<u>\$ 373,203</u>	<u>\$ 373,203</u>
Capital Improvements	-	-	-	-	-	-	-
Debt Service Principal	-	-	-	-	-	-	-
TOTAL	<u>\$ 348,453</u>	<u>\$ 363,270</u>	<u>\$ 363,270</u>	<u>\$ 368,512</u>	<u>\$ 368,512</u>	<u>\$ 373,203</u>	<u>\$ 373,203</u>
Financing:							
State General Fund	\$ -	\$ -	\$ -	\$ -	\$ -	\$ -	\$ -
Veterinary Examiner's Fee Fund	348,453	363,270	363,270	368,512	368,512	373,203	373,203
TOTAL	<u>\$ 348,453</u>	<u>\$ 363,270</u>	<u>\$ 363,270</u>	<u>\$ 368,512</u>	<u>\$ 368,512</u>	<u>\$ 373,203</u>	<u>\$ 373,203</u>
FTE Positions	3.8	3.8	3.8	3.8	3.8	3.8	3.8

VETERINARY EXAMINERS FEE FUND



The Board of Veterinary Examiners is a fee-funded agency. The revenue received provides financing for all agency operations, with 90.0 percent being retained by the agency and 10.0 percent being deposited into the State General Fund (SGF). The Board of Veterinary Examiners generates fee revenues for licensing, registering, and giving examinations to veterinarians and veterinary technicians who wish to practice veterinary medicine in Kansas. The Board also charges fees for the registration and inspection of veterinary premises. All licenses and registrations are renewed annually and include a fee for this service (KSA 47-820). SB 278 (2014) merged the agency into the Kansas Department of Agriculture in FY 2015 and FY 2016.

VETERINARY EXAMINERS FEE FUND



* For FY 2024, the lowest month ending balance for the Veterinary Examiners Fee Fund is estimated to occur in March, with a balance of \$23,713.

The Veterinary Examiners Fee Fund experienced lower revenues from license fees in FY 2022 compared to estimates for FY 2023. FY 2023 revenues are estimated to increase due to an increase in license renewals. However, estimated increases in revenue are also estimated to be offset by an increase in employer contributions for fringe benefits for group health insurance.

FIGURE 8
LICENSURE FEES, FY 2023

License	Current Fee	Statutory Limit	Authority
Veterinary Medicine License (application)	\$ 125	\$ 250	KSA 47-822
Veterinary Medicine License (annual renewal)	100	100	KSA 47-822
Veterinary Medical License (renewal, if renewal is for initial license that was issued after April 30 of the preceding license year)	20	100	KSA 47-822
Veterinary Medicine License (late renewal policy)	100	100	KSA 47-829
Veterinary Premise Registration (application)	75	150	KSA 47-822
Veterinary Premise Registration (renewal)	50	50	KSA 47-822
Veterinary Premise Registration (late renewal)	50	50	KSA 47-829
Veterinary Premise Inspection	75	150	KSA 47-822
Mobile Clinic Records Audit	75	150	KSA 47-822
Veterinary Premise Noncompliance Inspections	100	150	KSA 47-822
Veterinary Technician Registration (application)	50	50	KSA 47-822
Veterinary Technician Registration (renewal)	25	25	KSA 47-822
Institutional License (application)	50	250	KSA 47-822
Institutional License (annual renewal)	25	100	KSA 47-822

FY 2023 ANALYSIS

FIGURE 9
SUMMARY OF BUDGET REQUEST, FY 2023

	SGF		Special Revenue Funds	All Funds	FTE
Legislative Approved:					
Amount Approved by 2022 Legislature	\$	-	\$ 363,270	\$ 363,270	3.8
1. No Changes		-	-	-	--
<i>Subtotal—Legislative Approved</i>	\$	-	\$ 363,270	\$ 363,270	3.8
Agency Revised Estimate:					
2. No Changes	\$	-	-	-	--
<i>Subtotal—Agency Revised Estimate</i>	\$	-	\$ 363,270	\$ 363,270	3.8
Governor's Recommendation:					
3. No Changes		-	-	-	--
TOTAL	\$	-	\$ 363,270	\$ 363,270	3.8

LEGISLATIVE APPROVED

1. **NO CHANGES.** Subsequent to the 2022 Session, no adjustments were made to the \$363,270 appropriated to the Board of Veterinary Examiners for FY 2023.

AGENCY ESTIMATE

The **agency** estimates revised FY 2023 expenditures of \$363,270, all from the Veterinary Examiners Fee Fund. This is equal to the budget approved by the 2022 Legislature.

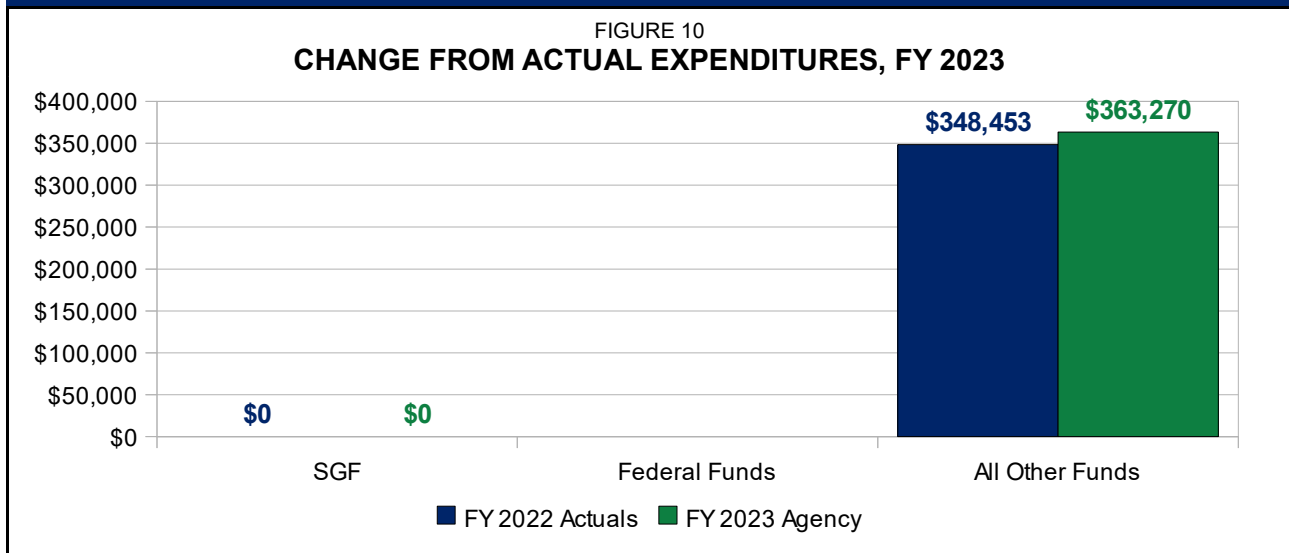
2. **NO CHANGES.** The agency has not requested any changes to the approved budget.

GOVERNOR'S RECOMMENDATION

The **Governor** concurs with the agency's FY 2023 revised estimate.

3. **NO CHANGES.** The Governor recommends no changes to the agency's FY 2023 revised estimate.

FY 2023 CHANGE FROM ACTUAL EXPENDITURES



The **agency** estimates revised expenditures of \$363,270, all from the Veterinary Examiners Fee Fund, in FY 2023. This is an all funds increase of \$14,817, or 4.3 percent, above the FY 2022 actual expenditures. This increase is primarily due to increased employer contributions for fringe benefits, specifically group health insurance paid by the agency.

FY 2024 ANALYSIS

FIGURE 11
SUMMARY OF BUDGET REQUEST, FY 2024

	SGF	-	Special Revenue Funds	-	All Funds	FTE
Agency Revised Estimate, FY 2023:	\$		\$ 363,270		\$ 363,270	3.8
Agency Request:						
1. Fringe Benefits	\$		\$ 3,933		\$ 3,933	--
2. Attorney Fees			1,000		1,000	--
3. All Other Adjustments			309		309	--
<i>Subtotal—Agency Request</i>	\$		\$ 368,512		\$ 368,512	3.8
Governor’s Recommendation:						
4. No Changes	\$		-		-	--
TOTAL	\$		\$ 368,512		\$ 368,512	3.8

AGENCY REQUEST

The **agency** requests \$368,512, all from the Veterinary Examiners Fee Fund, in expenditures and 3.8 FTE positions for FY 2024. This is an increase of \$5,242, or 1.4 percent, above the FY 2023 revised estimate. This increase is primarily due to increased costs for benefits such as group health insurance.

1. **FRINGE BENEFITS.** The agency’s FY 2024 estimates include adjustments for group health insurance rates paid by the agency. The agency estimates expenditures for group health insurance to increase by \$3,933 over FY 2023 estimates.
2. **ATTORNEY FEES.** The agency’s FY 2024 estimates include increased costs associated with attorney and lawyer fees totaling \$1,000 when compared to the agency’s FY 2023 revised request.
3. **ALL OTHER ADJUSTMENTS.** Other adjustments made by the agency in FY 2024 total \$309 and span various expenditure categories, including some changes to certain contractual expenditures by the agency.

GOVERNOR’S RECOMMENDATION

The **Governor** concurs with the agency’s FY 2024 request.

4. **NO CHANGES.** The Governor recommends no changes to the agency’s FY 2024 request.

FY 2025 ANALYSIS

FIGURE 12
SUMMARY OF BUDGET REQUEST, FY 2025

	SGF	Special Revenue Funds	All Funds	FTE
Agency Request, FY 2024:	\$ -	\$ 368,512	\$ 368,512	3.8
Agency Request:				
1. Rents	\$ -	\$ 1,200	\$ 1,200	--
2. Attorney Fees	-	1,500	1,500	--
3. All Other Adjustments	-	1,991	1,991	--
<i>Subtotal—Agency Request</i>	\$ -	\$ 373,203	\$ 373,203	3.8
Governor’s Recommendation:				
4. No Changes	-	-	-	--
TOTAL	\$ -	\$ 373,203	\$ 373,203	3.8

AGENCY REQUEST

The **agency** requests \$373,203, all from the Veterinary Examiners Fee Fund, in expenditures and 3.8 FTE positions for FY 2025. This is an increase of \$4,691, or 1.3 percent, above the FY 2024 request. This increase is primarily due to increased employer contributions for fringe benefits such as group health insurance.

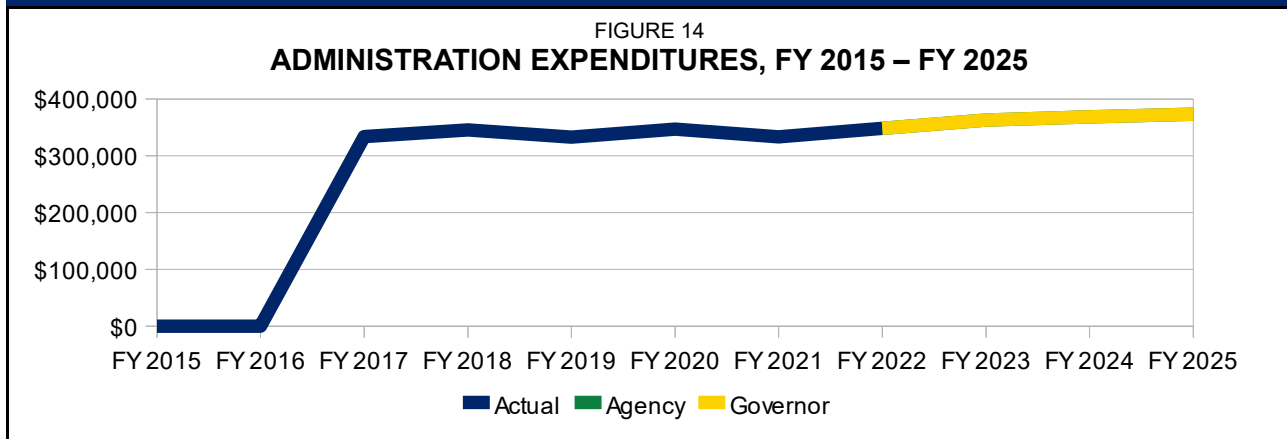
1. **RENTS.** The agency’s request for FY 2025 contains expenditures for building rental space that are \$1,200 above the agency's FY 2024 request.
2. **ATTORNEY FEES.** The agency’s FY 2025 request includes increased costs associated with attorney and lawyer fees totaling \$1,200 when compared to the agency's FY 2024 request.
3. **ALL OTHER ADJUSTMENTS.** Other adjustments made by the agency in FY 2025 total \$1,991 and span various expenditure categories, including some changes to certain contractual expenditures by the agency.

GOVERNOR’S RECOMMENDATION

The **Governor** concurs with the agency's FY 2024 request.

4. **NO CHANGES.** The Governor recommends no changes to the agency's FY 2025 request.

ADMINISTRATION



STATUTORY BASIS: • KSA 47-814, 47-816, 47-821, 47-829, 47-834(b), 47-847

- PROGRAM GOALS:**
- Assure the public consumer that each licensed veterinarian and veterinary technician is qualified, properly trained, and performing in accordance with the Kansas Veterinary Practice Act.
 - Assure that all Kansas veterinary premises meet or exceed minimum premise standard to assure adequate facilities for providing veterinary services to the public in a sanitary and safe manner.
 - Protect public welfare against negligent and fraudulent practices, including unlicensed practice.
 - Respond efficiently and effectively in the investigation of all allegations of violations reported to the agency.
 - Ensure that licensees practice in a manner that prevents and controls animal diseases communicable to humans.

PROGRAM DESCRIPTION

The agency utilizes one budgetary program but categorizes its goals and performance measures into four different areas.

protect public welfare against negligent and fraudulent practices and ensures that licensees practice in a manner that prevents animal diseases communicable to humans.

LICENSURE, REGISTRATION, AND RENEWALS

The licensing of veterinarians started in 1907 with provisions in the Veterinary Practice Act. Registration of veterinary technicians was implemented in 1993.

REVISION OF STATUTES AND REGULATIONS

Rules and regulations authority for the Board was implemented in 1969.

PREMISE INSPECTIONS

Regulations for minimum standards for veterinary premises sanitary conditions were implemented in 1994. Mobile premise registration began in FY 2021. This area ensures that all premises follow minimum standard regulations and registers new premises and premises that change ownership.

INVESTIGATION OF COMPLAINTS

Statutes relating to impaired veterinarians were implemented in 1989. This area aims to

FIGURE 15
ADMINISTRATION, PERFORMANCE MEASURES

	Actual FY 2021	Actual FY 2022	Actual 3-Year Avg.	Target FY 2023	Target FY 2024
Outcome Measure:					
1. Licensure of New Qualified Veterinarians Per Year	158	167	161	165	165
2. Registration of New Qualified Veterinary Technicians Per Year*	60	62	61	60	60
3. Reduce the Percent of Premises that are Not Registered*	1.0 %	2.0 %	1.3 %	1.0 %	1.0 %
4. Reduce the Percent of Premises that Do Not Meet Minimum Standards*	1.0 %	1.0 %	0.9 %	1.0 %	1.0 %
5. Percent of Allegations of Impairment, Misuse of Drugs, and Negligence Investigated*	100 %	100 %	100 %	100 %	100 %
Output Measure:					
6. Registration of New Veterinary Premises	15	35	21	20	20
7. Percent of New Premises Registered*	100.0 %	100.0 %	100.0 %	100.0 %	100.0 %
8. Registration of Mobile Premises	49	63	37	68	73
9. Number of Non-complying Premises Brought into Compliance*	1	4	3	8	8
10. Actual Number of Verified Instances of Negligence and Fraudulent Veterinary Practices	25	22	20	15	15
Financing	Actual FY 2021	Actual FY 2022		Governor FY 2023	Governor FY 2024
SGF	\$ -	\$ -		\$ -	\$ -
Federal Funds	3,304	-		-	-
All Other Funds	330,086	348,453		363,270	368,512
TOTAL	\$ 333,390	\$ 348,453		\$ 363,270	\$ 368,512
Percentage Change:					
SGF	-- %	-- %		-- %	-- %
All Funds	(3.9) %	4.5 %		4.3 %	1.4 %
FTE Positions	3.8	3.8		3.8	3.8

*The Governor's Office does not utilize this measure for evaluation purposes.