


# Kansas Passenger Rail

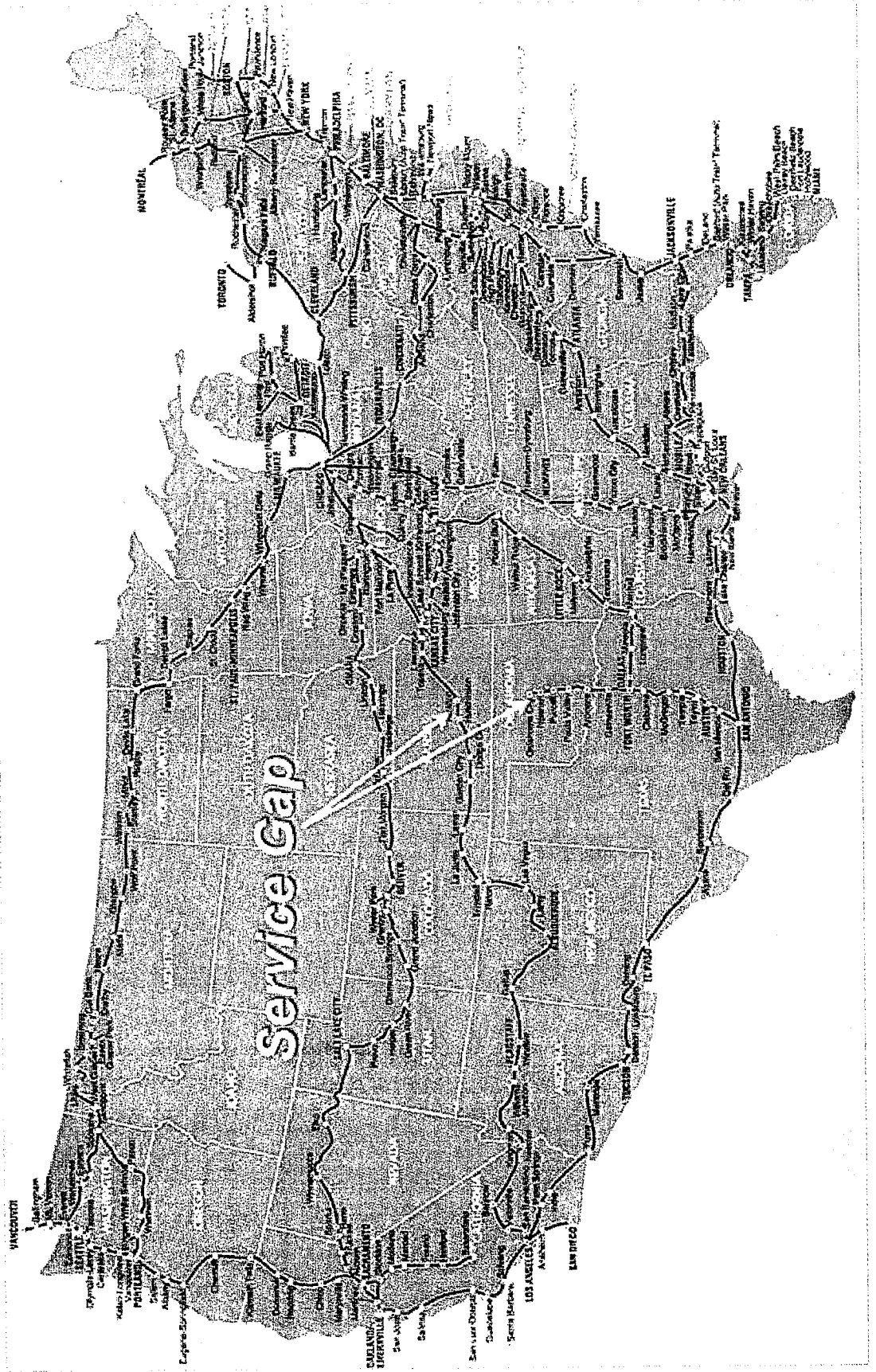
Closing the "Service Gap"

An Economic Development Perspective

March 14, 2013



# The Missing Link OKC-ICT

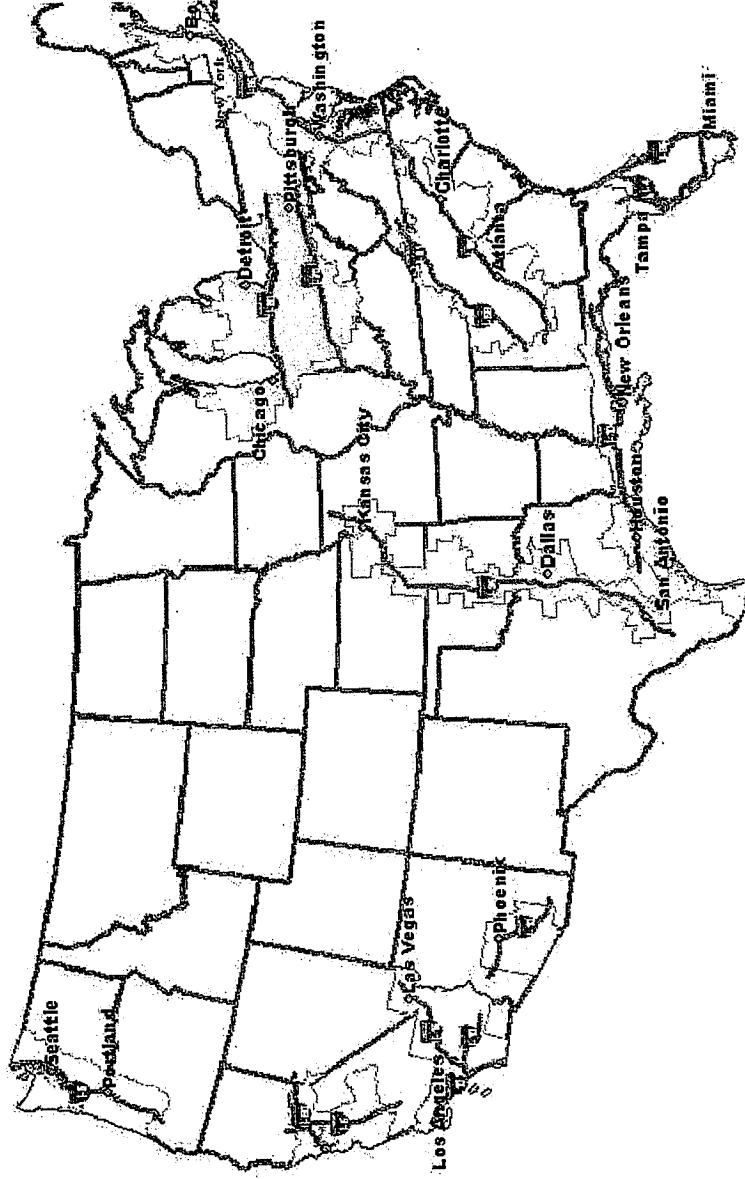


# The BIG picture for passenger rail

## Megapolitan Areas:

### America's New Metropolis

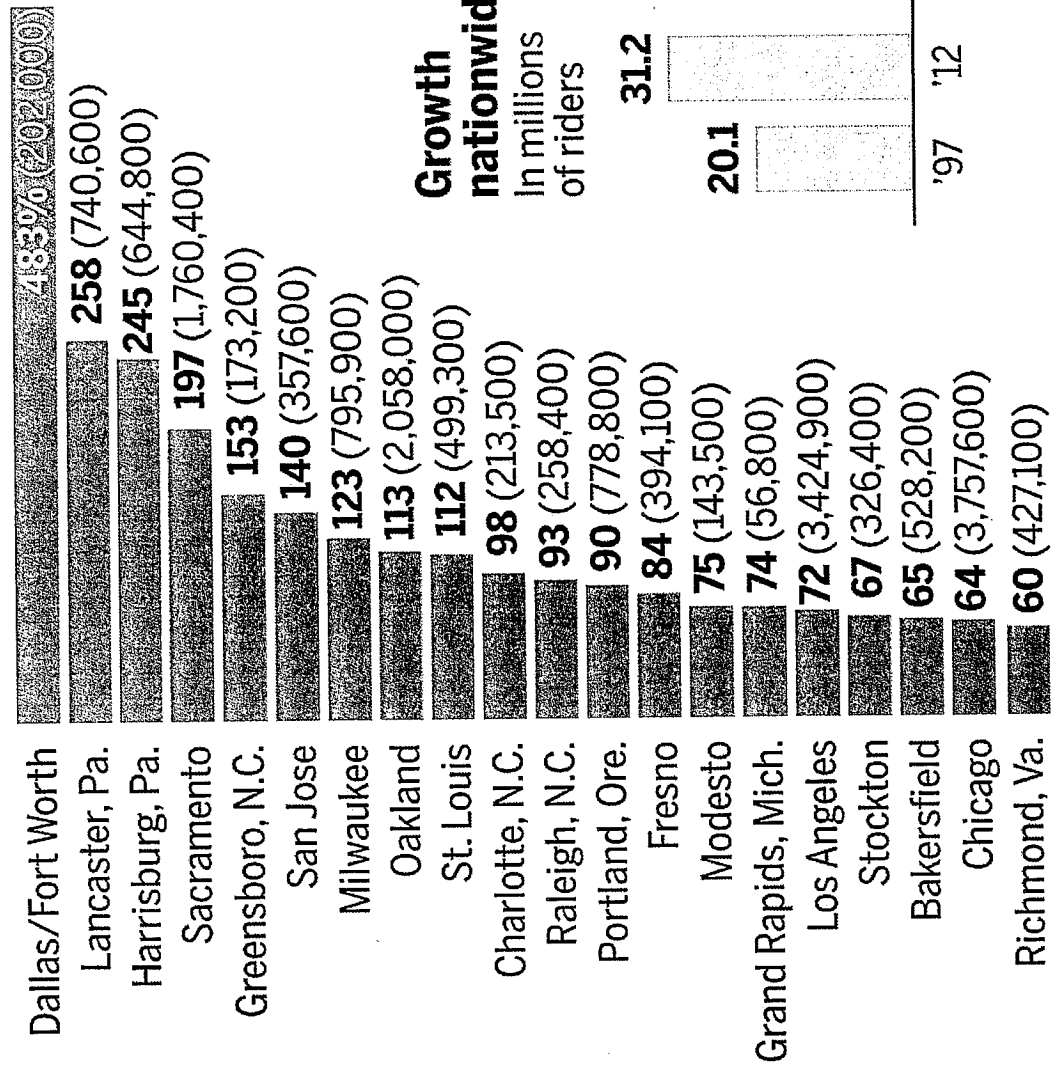
2005 METROPOLITAN INSTITUTE AT VIRGINIA TECH & CENSUS REPORT SERIES



One of 10 in United States, 40 world wide.  
Links large centers through major transportation infrastructure.

## AMTRAK RIDERSHIP GROWTH

The 20 metro areas where state funding supports the operation of passenger trains that saw the highest percentage increase in ridership between 1997 and 2012. (2012 ridership in parentheses)



Source: Brookings Institution

Judy Treible McClatchy Tribune

# AMTRAK NEWS RELEASE

September 19, 2012

## **AMTRAK COVERS 85% OF OPERATING COSTS WITH TICKET SALES AND OTHER REVENUES**

*Federal operating grant reduced nearly 50% since FY 2004*

WASHINGTON – Amtrak President and CEO Joe Boardman will appear before a Congressional committee tomorrow and testify that with record ridership of 30.2 million passengers, Amtrak now covers 85 percent of its operating budget with ticket sales and other revenues, reducing the federal operating need to just 15 percent.

In addition, he will inform the committee that the FY 2012 federal operating grant of \$466 million is significantly down from a peak of \$755 million in FY 2004, or a reduction of nearly 50 percent in inflation adjusted dollars.

# WHAT'S DIFFERENT NOW

- Increased productivity of the mobile office:  
The unique economics of train travel
- KDOT radar
- Oklahoma, KCMO interaction
- Federal, state legislator awareness
- Process awareness-Staying in the Game

## NEXT STEPS:

- Legislative directive to KDOT
- Coordination between Kansas, Oklahoma, Texas and Missouri
- Monitor our “opportunity” window
- Participate in “Economic Modeling” project
- Continue local dialogue