

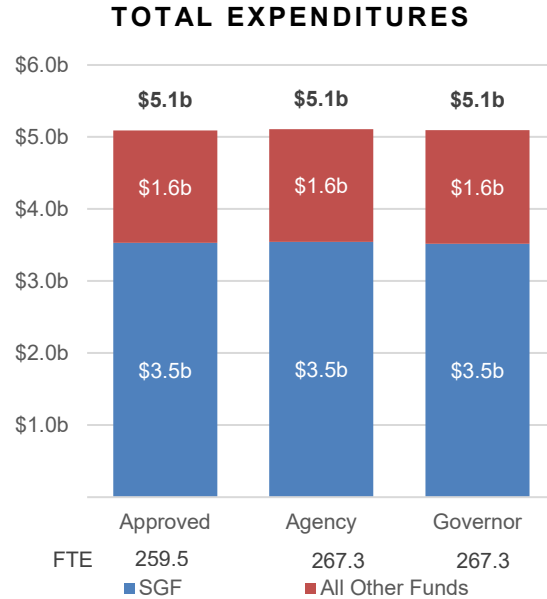
KANSAS DEPARTMENT OF EDUCATION

The Department of Education is overseen by the State Board of Education, which is responsible for the general supervision of public schools and educational interests of the State not under the jurisdiction of the Kansas Board of Regents.

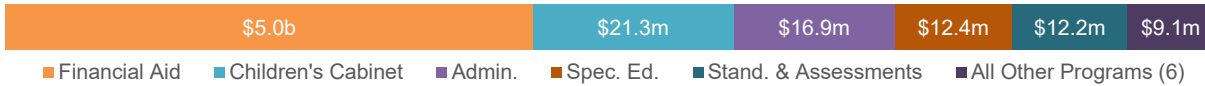
FY 2019

The **agency** submits a revised estimate of \$17.4 million (\$17.0 million SGF) above the amount approved by the 2018 Legislature. The increase is primarily due to the agency's supplemental requests for increased employer contributions to KPERS-School.

The **Governor** recommends a decrease of \$11.5 million (\$26.7 million SGF) below the agency's FY 2019 revised estimate. The decrease is primarily due to the Governor's recommendation to adopt the Fall 2018 Education Consensus Estimates.



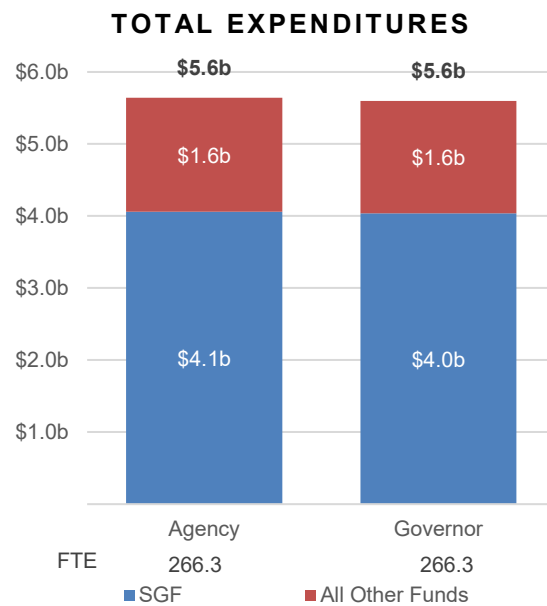
OPERATING EXPENDITURES BY PROGRAM



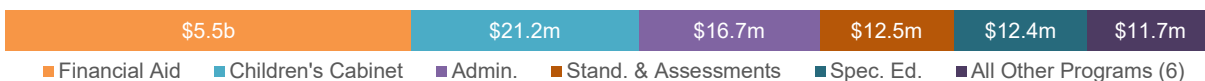
FY 2020

The **agency** requests an increase of \$535.0 million (\$514.0 million SGF) above the agency's FY 2019 revised estimate. This is primarily due to the school funding increases approved by the 2017 and 2018 Legislatures and to the agency's enhancement requests for FY 2020.

The **Governor** recommends a decrease of \$47.2 million (\$22.8 million SGF) below the agency's FY 2020 request. The decrease is primarily attributable to the Governor's recommendation to adopt the Fall 2018 Education Consensus Estimates and the Governor not recommending several of the agency's enhancement requests. The SGF decrease is partially offset by the recommendation to replace the State Highway Fund transfer for State Foundation Aid with SGF moneys.



OPERATING EXPENDITURES BY PROGRAM



Gannon VI Remedy

The Governor recommends adoption of the State Board of Education's proposed *Gannon VI* remedy. The new BASE levels would be:

- FY 2020: \$4,436
- FY 2021: \$4,569
- FY 2022: \$4,706
- FY 2023: \$4,846

Performance Measures

Number of meals and snacks served through Child Nutrition and Wellness program (in millions):

- FY 2016: 101.5
- FY 2017: 98.1
- FY 2018: 102.3
- FY 2019: 104.4
- FY 2020: 106.5

Average statewide ACT composite score:

- FY 2016: 21.9
- FY 2017: 21.7
- FY 2018: 21.7
- FY 2019: 21.2
- FY 2020: 21.4

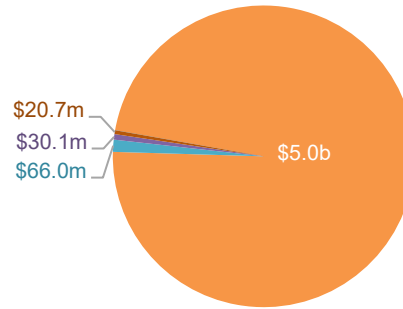
Number of families served through Parents as Teachers:

- FY 2016: N/A
- FY 2017: 8,275
- FY 2018: 8,522
- FY 2019: 9,900
- FY 2020: 9,900

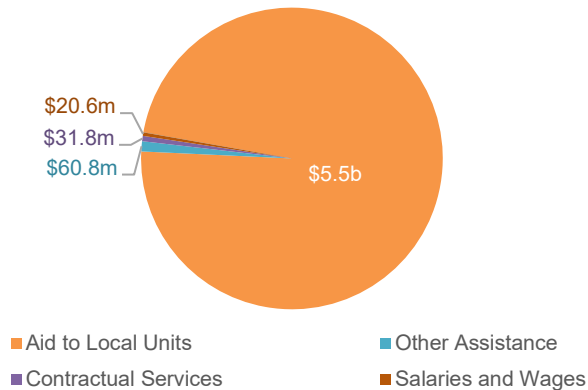
Budget Analysis Index

Front Table	159
Agency Overview	159
Budget Summary	162
Budget Trends	165
Operating Budget	167
FY 2019 Overview	168
FY 2020 Overview	172
Funding Sources	181
Program Detail	182

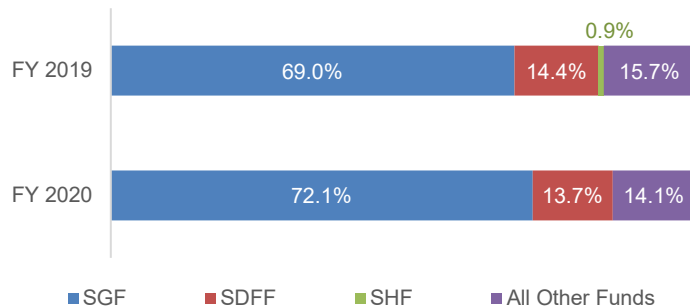
EXPENDITURES BY CATEGORY FY 2019



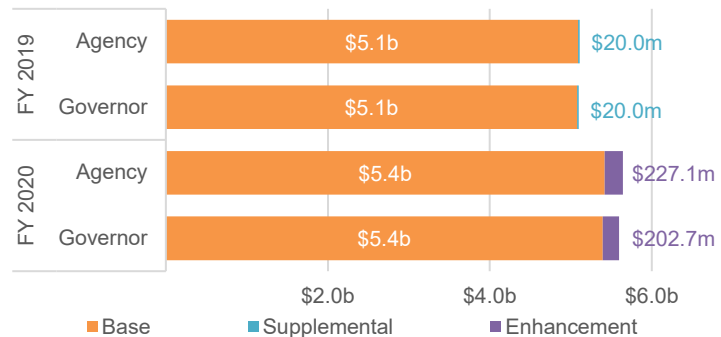
FY 2020



FUNDING SOURCES



SUPPLEMENTAL & ENHANCEMENT REQUESTS



Fiscal Analyst: John Hess **Phone No.:** 785-296-7882 **E-mail:** John.Hess@klrd.ks.gov

Full Budget Analysis: www.kslegresearch.org/KLRD-web/Approp-BA-SubcommRpt_links.html