



# Homelessness in Johnson County

## 2022 Annual Data

### COORDINATED ENTRY SYSTEM

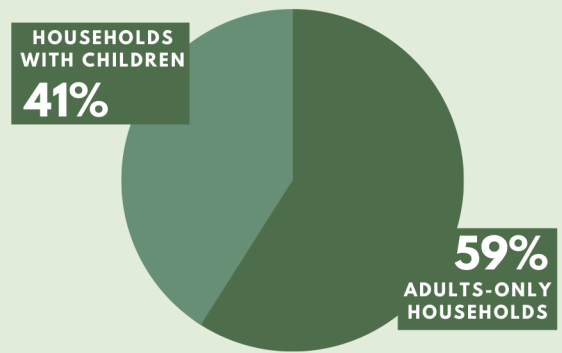
#### WHAT IS COORDINATED ENTRY?

The U.S. Department of Housing & Urban Development requires Continuums of Care to develop local coordinated entry systems. A Coordinated Entry System (CES) is a "no wrong door" process developed to ensure that all people experiencing a housing crisis have fair and equal access to housing resources. The CES quickly identifies, assesses for, refers, and connects households to housing assistance based on their strengths and needs. The primary goals are that assistance is allocated as effectively as possible and that it is easily accessible no matter where or how people present.

#### TOTAL WHO CONNECTED WITH COORDINATED ENTRY IN 2022

# 748

TOTAL COUNT OF ADULTS AND CHILDREN CONNECTED WITH CES



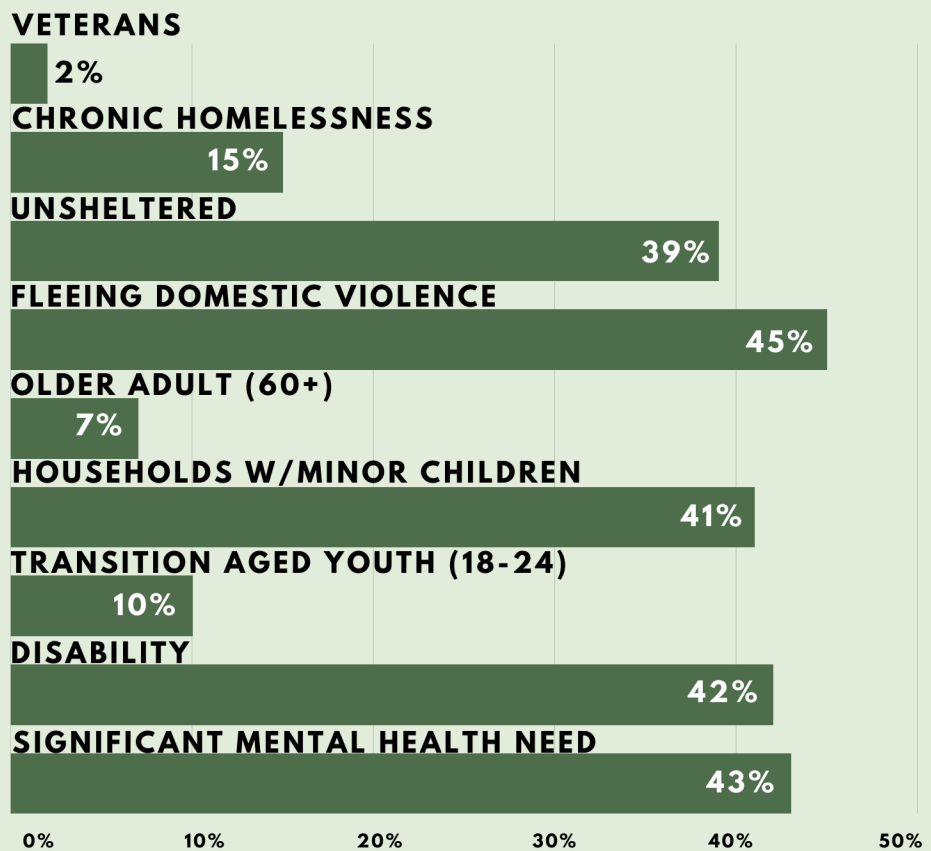
#### JOHNSON COUNTY'S CES

The Continuum of Care on Homelessness facilitates the local CES. The CES includes a network of trained staff at agencies throughout the county who assess the household's circumstances and offer referrals to supportive services. The assessment places qualified households on a housing list based on vulnerability factors including:

- Veteran
- Chronic homelessness (1 year+ of homelessness in the last 3 years plus a disability)
- Unsheltered
- Fleeing domestic violence
- Older adult (60+)
- Households with minor children
- Transition aged youth (18-24)
- Disability

Assessments find that some households are experiencing multiple vulnerability factors.

#### CHARACTERISTICS OF 2022 HOUSEHOLDS





# Homelessness in Johnson County

## 2022 Annual Data

### BEDS & UNITS

Johnson County's housing crisis response system includes:

- financial assistance to prevent homelessness
- street outreach services
- short-term shelters
- transitional housing programs
- rapid rehousing: 3-12 months of rent assistance & case management
- permanent supportive housing: long-term rent & supportive services for those with disabilities

#### 2022 Short-Term Shelter Beds & Units:

- 10 units for families
- 4 units for women & families
- 23 units for adults & families fleeing domestic violence
- 24 beds for justice-involved adults
- 30 beds for adults (cold weather season only)
- 0 year-round beds for adults (unless justice-involved or fleeing DV)

#### 2022 Intermediate & Long-Term Housing Beds & Units:

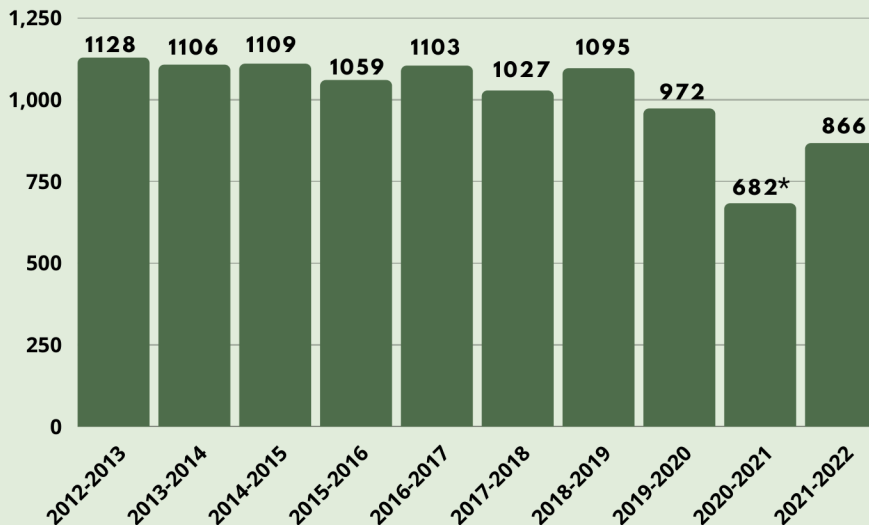
- Transitional Housing: 15 units for adults & families
- Transitional Housing: 14 beds for transition aged youth
- Rapid Rehousing: 84 beds on average
- Permanent Supportive Housing: 21 beds on average

### SCHOOL CHILDREN & YOUTH

The Department of Education uses a broader definition of homelessness than the Department of Housing and Urban Development (HUD); it includes students who are temporarily “doubled up” with family or friends in addition to those in a shelter or on the streets. The numbers below represent students who were identified as experiencing homelessness but do not count the student's household members who may also be experiencing homelessness.

The number reported by school districts is not a count of one night, but reflects the total number of students who were identified as experiencing homelessness at some point during the school year. Prior to the COVID-19 pandemic, numbers of students experiencing homelessness in any given year in the six school districts (Shawnee Mission, Olathe, Blue Valley, Spring Hill, Gardner-Edgerton, and DeSoto) remained stagnant since 2011 (averaging about 1,000 students per school year).

#### STUDENTS EXPERIENCING HOMELESSNESS WHILE ATTENDING JOCO SCHOOLS



#### \*STATE & NATIONAL PANDEMIC IMPACTS

- The number of students experiencing homelessness counted by schools was down across the nation in 2020-2021.
- The pandemic eviction moratorium prevented many evictions to homelessness during the 2020-2021 school year.
- School homeless liaisons stated that students participating in virtual learning were less likely to be identified as homeless because there were fewer transportation needs.